

# Image Transfer

## OVERVIEW

Create an image transfer using tape, water and magazine clippings. This activity was inspired by Victor Vasarely and Ann Trondson.

## STANDARDS

### ESSENTIAL QUESTION

What is image transfer?

### STUDENT LEARNING OBJECTIVES

Students Will:

- learn new art terms
- help collaborate with other students

## STANDARDS

6th Grade: Art Education

3) Develop new ideas through open-ended experiments, using various materials, methods and approaches in creating works of art.

## ART DISCUSSION

### DISCUSSION PROMPTS

- What is a collage?
- What are the different types of collage?
- What is image transfer?

## ABOUT THE ARTISTS



Victor Vasarely was trained as an artist in Budapest in Bauhaus tradition. In 1930, he left Hungary and settled in Paris, where he initially supported himself as a commercial artist but continued to do his own work. During the 1930's, he was influenced by Constructivism but by the 1940s his characteristic style of painting - animated surfaces of geometric forms and interacting colors - had emerged. His experimentation with color and special elements earned him the distinction of being one of the premiere artists of the Op Art movement. Op Art, also called Optical Art, was a part of the abstract art movement that dealt with optical illusion. Systematic and precise manipulation of shapes and colors would result in achieving either a perspective illusion or chromatic tension that would appear to pulsate or flicker when observed by the human eye. The illusion of movement is evident in each of Vasarely's pieces. Unlike other forms of abstract art, which treated the subject matter more as objects, Op Art exists to invoke viewer interaction and perceptual response

Ann Trondson is a Toledo, Ohio-based multidisciplinary artist and curator. Recent exhibitions of her work have been held at Gadsden Museum of Art, Gadsden, Alabama (2021); Austin Peay State University, Nashville, TN, (2021); Louis B. James Gallery, New York City (2014); College for Creative Studies, Detroit, MI (2013), and MAK Center of Art and Architecture, Los Angeles (2012). Her Video Art has been shown at Salon 94 Gallery, New York (2014) and the Palm Springs Art Museum (2010). In 2014, she was selected to participate in one of two United States artists fellowships in Giverny, France at the Terra Summer Residency. She received her MFA from the University of Southern California and is the Co-Director of Vinegar (Birmingham, Alabama), an artist-run, women-led nonprofit organization exhibiting new commissions from artists.

## CURRICULUM CONTENT

### LEARN ABOUT THE DAY SERIES

On the first Monday of August 2021, Ann Trondson started The Day Series. For one year, the artist created one work of art each day from Monday-Friday. Each collage and color gradient used the previous weeks' New York Times Sunday Newspaper as the source for her color story and collage material. The series commenced on July 29, 2022. This is the first exhibition that includes all 260 pieces from The Day Series.



# Lesson Title

## ART INSTRUCTION

### MATERIALS

Paper, magazine clippings, packaging tape, scissors, glue, and water

### INSTRUCTIONS

**1**

Sort your magazine clippings on a piece of paper to create a collage



**2**

With the packaging tape, place it gently over the collage. cut the tape and continue layering the packaging tape onto the collage until the whole collage is covered with tape. Make sure to layer the tape on top of each other for a seamless transfer


- Gently peel the collage off of the paper. The collage should be stuck to the tape.



**3**


Place the collage in water. Allow the collage to sit for 1-2 minutes..

- After pulling the collage out of the water, gently peel and rub the magazine clippings off of the tape.
- Rub the surface until the tape is shiny on both sides



**4**

Put glue on the sticky side of tape and glue it on a white piece of paper.



## TERMS

**IMAGE TRANSFER** - Itatint amet dolori atur amusto experchit et rerspit quia non prat hicium que dolupis as modi odis secuptas alitium id que velluptata nis estis esti omnis ut volest labo.

**COLLAGE**- Itatint amet dolori atur amusto experchit et rerspit quia non prat hicium que dolupis as modi odis secuptas alitium id que velluptata nis estis esti omnis ut volest labo.

**PRINTMAKING** - Itatint amet dolori atur amusto experchit et rerspit quia non prat hicium que dolupis as modi odis secuptas alitium id que velluptata nis estis esti omnis ut volest labo.

## EXPAND

LINK TO VIDEO GUIDES

